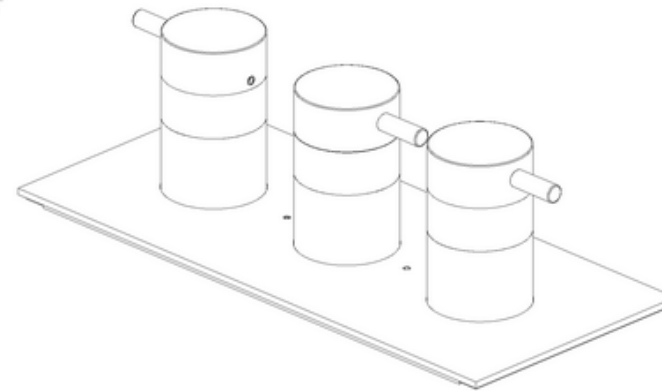
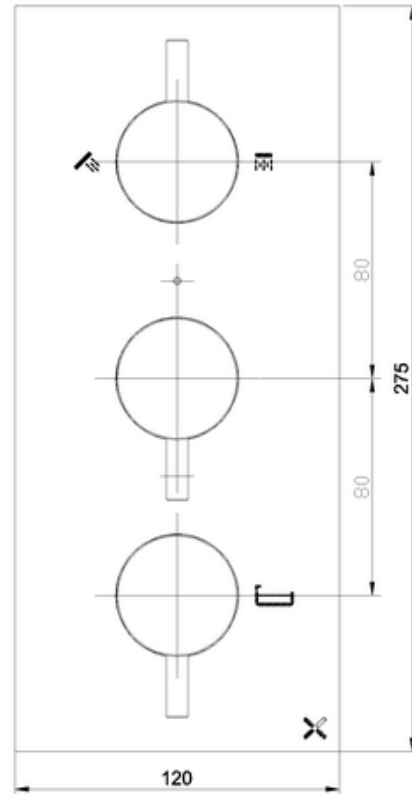
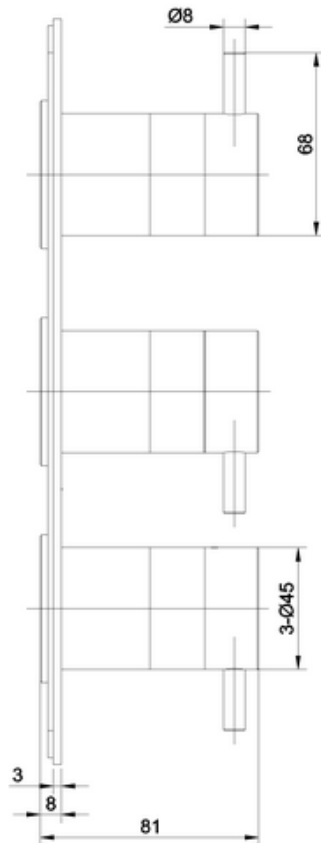


# PRO3000LBPF - 3000 Backplate, Collars & Handles Brushed Brass



**Note:**

For the each part, the dimension tolerance should be followed the list below.

0 ~ 100	101 ~ 200	201 ~ 400	≥401
±1	±2	±3	±5

For the finished assembly, the dimension tolerance should be followed the list below.

0 ~ 300	≥301
±2	±5