

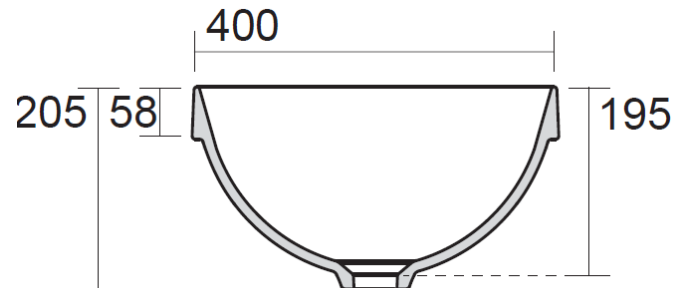
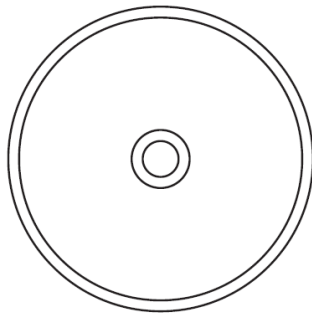
Measurements in millimetres mm

Information updated May 2021

Tel 0345 873 8840

crosswater[™]

Nepi Inset Basin




TECHNICAL DATA

| | |
|------------------------|------------------------------------|
| CODE No | IN84100UCW |
| Recommended use | Domestic, hotel, residential |
| Material | Fine Fireclay |
| Standards | EN 14688 – CL 00 |
| Colour | White only |
| Specification | No tap hole No overflow |
| Fixing | Counter/drop in mounted only |
| Weight | 8kg |
| Warranty | 2 years (25 years when registered) |

SPECIFICATION

400mm \varnothing x 58mm above counter.
Basin depth 195mm.
Semi inset, drop in basin.
Supplied with worktop cut out template



Recommended cutting template \varnothing 380

Sizes detailed could have a variation of about +/-5 % due to the changes to material characteristics during the firing processes. Exact measurements for individual installations can only be taken from the finished ceramic