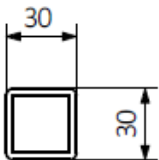
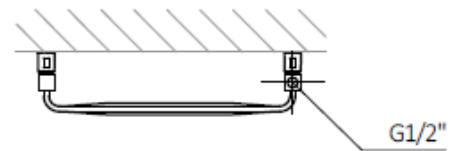
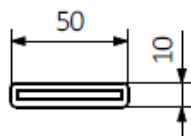


Collector:



Pipe:



Code	Colour	A	B	C2	D	E	F		Weight	Volume	Output BTU	Output Watts	He
		mm	mm	mm	mm	mm	mm	Bars	Kg	dm <sup>3</sup>	D T50°C	D T50°C	Output
AR50X1630MB	Mettalic Black	1630	500	470	470	1430	100	13	20.90	4.6	1119	328	600
AR50X1630SW	Matt White	1630	500	470	470	1430	100	13	20.90	4.6	1119	328	600

Working pressure: 1000 kPa  
Maximum operating temperature: 95°C