


PRODUCT DATA SHEET



PRODUCT CODE
PROPLATEF

RANGE
MPRO

DESCRIPTION
MPRO Flush Plate Stainless Steel
Brushed Brass

WEBSITE LINK [Click Here](#)

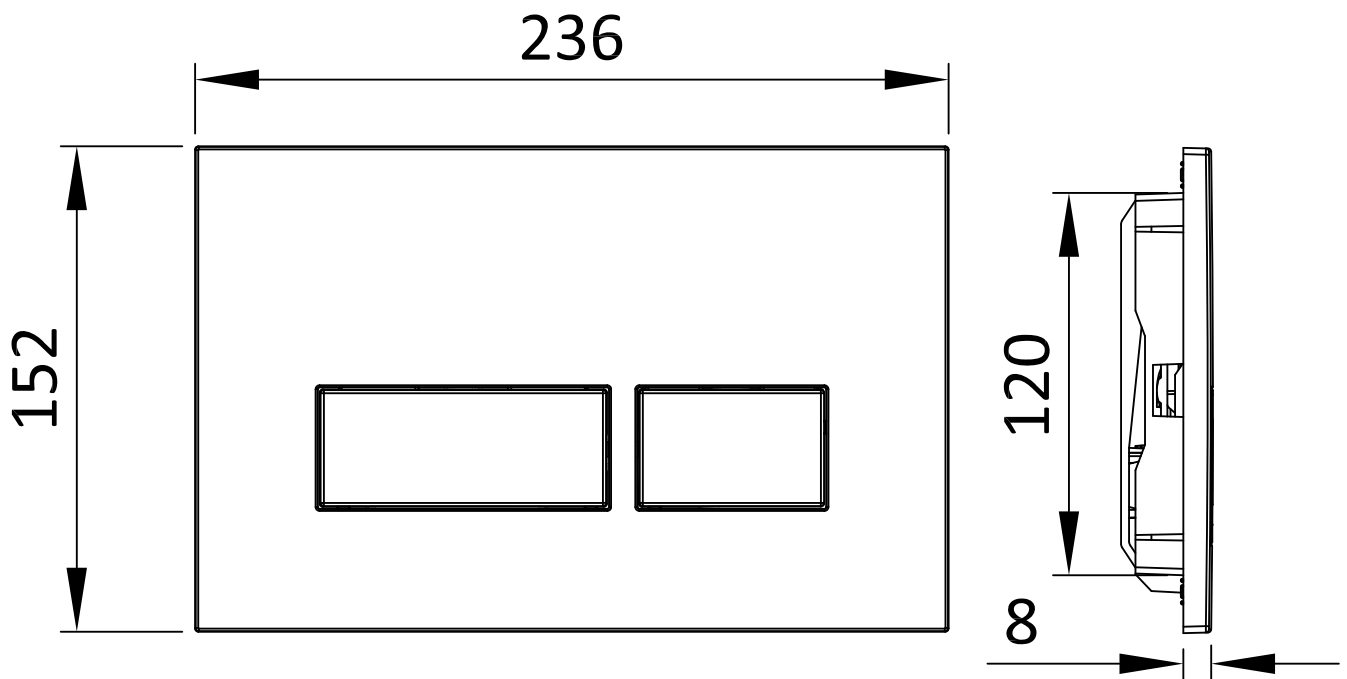
CATEGORY	Sanitaryware
WARRANTY DETAILS	2 Years
COLOUR	Brushed Brass
FINISH APPLICATION	PVD
PRIMARY MATERIAL	304 Stainless Steel
SECONDARY MATERIAL	ABS
INSTALL TYPE	Wall Mounted
PRODUCT WIDTH MM	236
PRODUCT HEIGHT MM	152
PRODUCT DEPTH MM	30
PRODUCT NET WEIGHT KG	0.65

FIXINGS INCLUDED	Yes
CISTERN FLUSH MECHANISM	Dual Flush

TECHNICAL DIMENSIONS

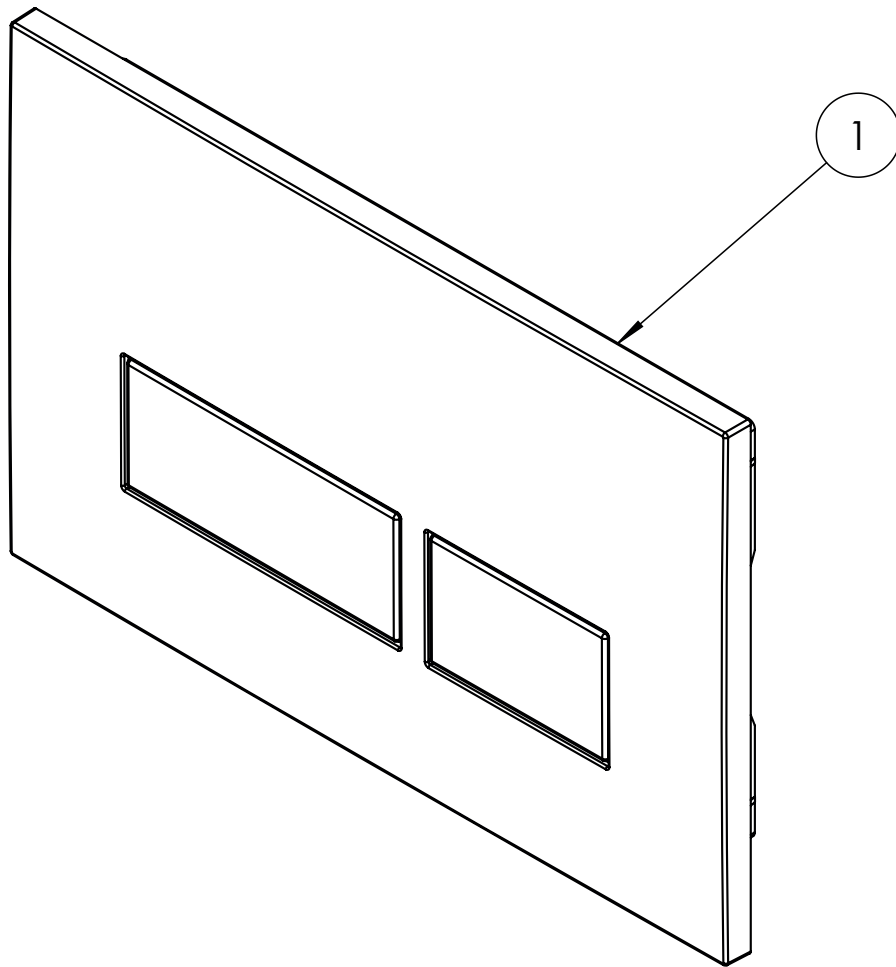
Dimensions in mm unless otherwise specified.

Tolerances (per material type) apply.



SPARES LIST

Only the parts labelled are available as spares.



NUMBER	PART CODE	DESCRIPTION
1	K9632-ESH1	Flush Plate Fixing Set