


PRODUCT DATA SHEET



PRODUCT CODE

TLCB2500LBPST

RANGE

Crossbox

DESCRIPTION

3ONE6 Lever Crossbox 3 Outlet Trim & Valves Stainless Slate

WEBSITE LINK [Click Here](#)

CATEGORY	Brassware
WARRANTY DETAILS	15 Years
COLOUR	Slate
FINISH APPLICATION	PVD
PRIMARY MATERIAL	316 Stainless Steel
INSTALL TYPE	Wall Mounted
PRODUCT WIDTH MM	130
PRODUCT HEIGHT MM	115
PRODUCT LENGTH MM	180
PRODUCT NET WEIGHT KG	2.66
STANDARDS	EN 1111:2017

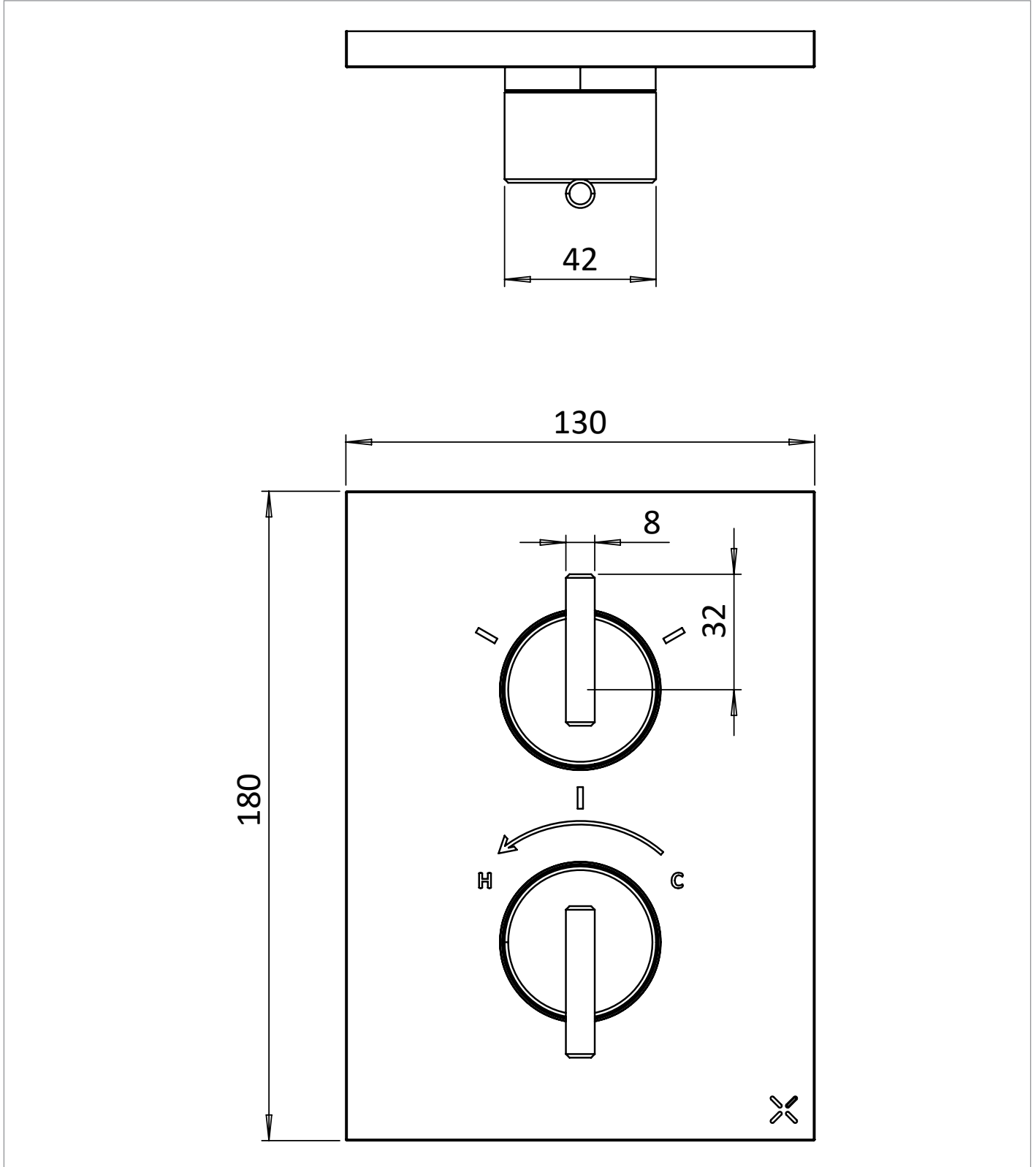
MINIMUM PRESSURE (BAR)	0.5
MAX WORKING PRESSURE (BAR)	5
NUMBER OF OUTLETS	3
NUMBER OF FUNCTIONS	3
HEADWORK	Vernet VT28
INLET CONNECTIONS THREAD	G1/2"
OUTLET CONNECTIONS THREAD	G1/2"
WASTE INCLUDED	No
ANTI-SCALD	Yes
ENERGY SAVING	No
SHOWER HOSE & HANDSET ARE INCLUDED	No

PRESSURE (BAR)	0.2	0.5	1	2	3	4	5
PRIMARY FLOWRATE			11.6	16.6	20.5	23.8	26.6
HANDSET FLOWRATE							
MESSAGE FLOW RATE							
AIR FLOW RATE							
WIRE FLOW RATE							
WATERFALL FLOW RATE							
MIST FLOW RATE							
HANDSPRAY FLOW RATE							

TECHNICAL DIMENSIONS

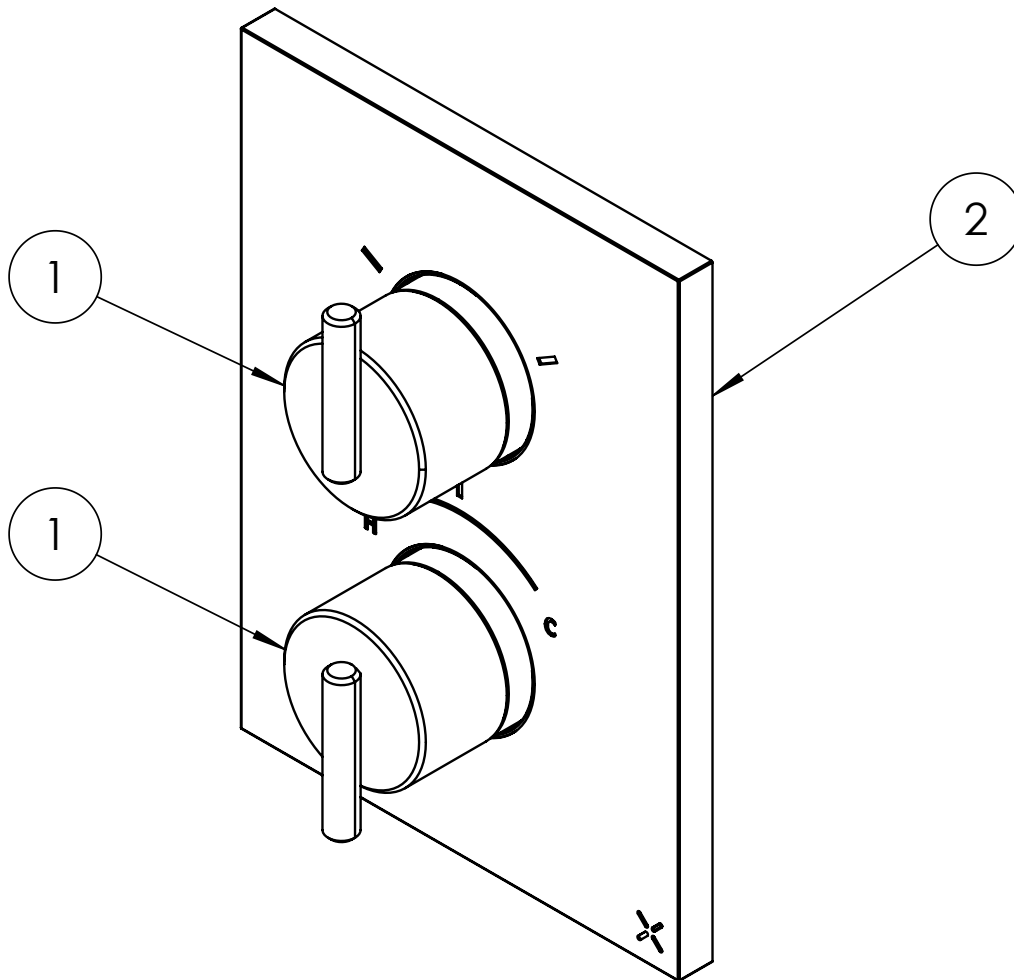
Dimensions in mm unless otherwise specified.

Tolerances (per material type) apply.



SPARES LIST

Only the parts labelled are available as spares.



NUMBER	PART CODE	DESCRIPTION
1	E005090.310HESC	Handles and rods 3ONE6 Lever Brushed Stainless Steel
	E005090.382HESC	Handles and rods 3ONE6 Lever Brushed Brass
	E005090.393HESC	Handles and rods 3ONE6 Lever T Finish
2	E034003.310ZMSC	Plate for 3ONE6 3 Ways (TLCB2500LBPS) Brushed Stainless Steel
	E034003.382ZMSC	Plate for 3ONE6 3 Ways (TLCB2500LBPSF) Brushed Brass
	E034003.393ZMSC	Plate for 3ONE6 3 Ways (TLCB2500LBPST) Brushed Stainless Slate